BREAD VISION STUDIOS

FITZ THE FOX

This official seal is your assurance that Bread Vision Studios has reviewed this product and that it has met our high standards in workmanship, reliability, and entertainment. This seal also means that your computer is receiving its recommended daily amount of bread based software. Always look for this seal when buying software.



TABLE OF CONTENTS

Thank you for purchasing Fitz the Fox created by Bread Vision Studios!

If you have any questions, comments, or concerns please visit breadvisionstudios.com.

Table of Contents

The Story 1
Saving 2
Keyboard Controls 3
Controller Controls 4
How To Play 5
Main Characters 7
Bosses 8
Enemies 9
Other Stuff 12

THE STORY

One day Fitz and his family (Feona and Calvin) were sitting down to have a nice picnic when tragedy struck. The evil hunter, Willy, and his gang, ran in and kidnapped Feona and Calvin. Help guide Fitz through the dangerous forest to save his family from certain doom!



SAVING

Fitz the Fox uses an auto save feature that will automatically save your progress at the beginning of every world. If you die and have any lives left you will restart at the beginning of the current level and your points will not be lost, aside from the penalty for dying. If you die and have no lives left, you have to restart the world and all of your points will be lost. (Each new world being designated by their different backgrounds.) When you quit a level using the Exit to Main Menu option or the Quit Game option, you will lose all progress in that current level. When you load the game back to resume play, your points and number of lives are preserved but not your location in that level.

KEYBOARD CONTROLS

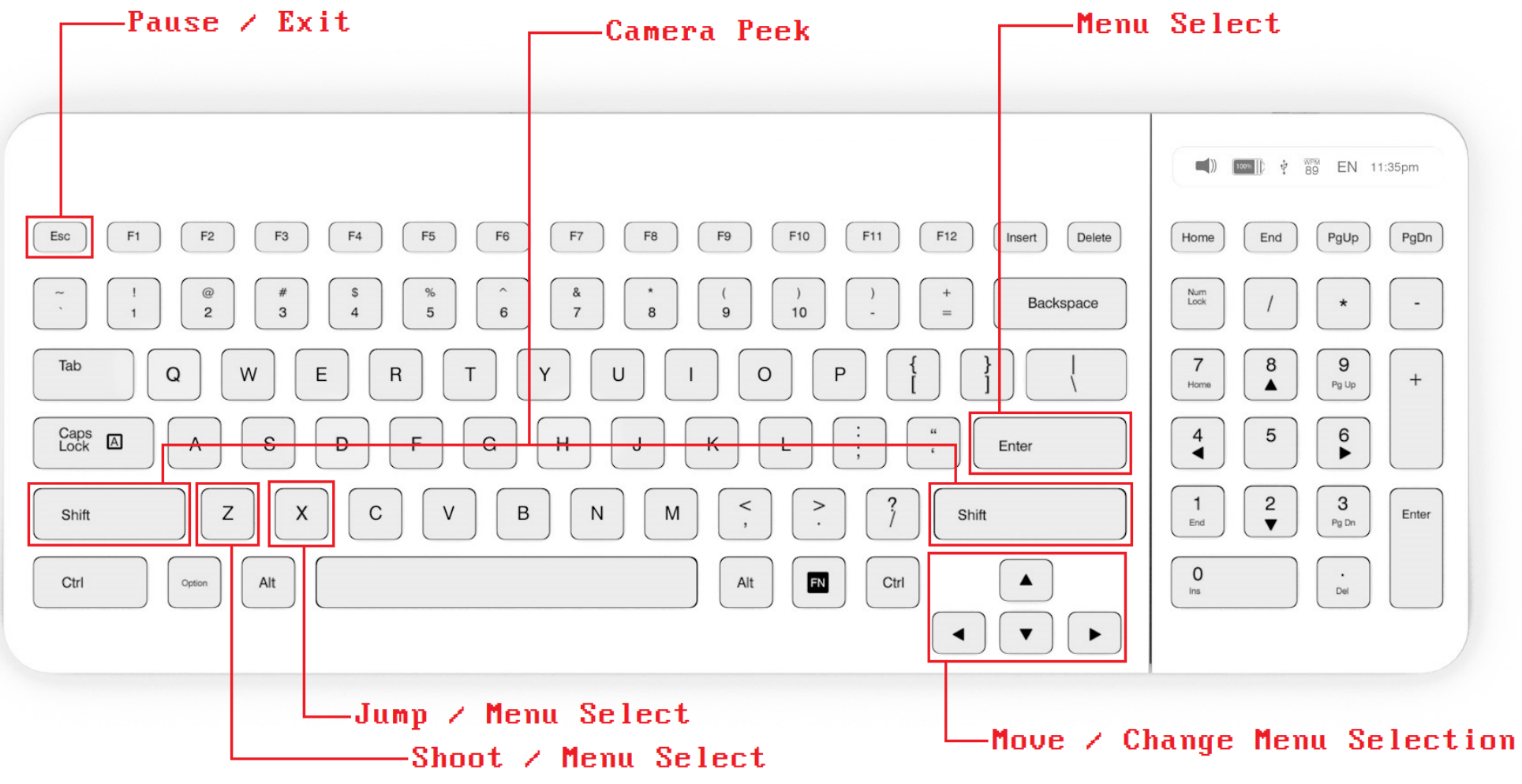

CONTROLLER CONTROLS

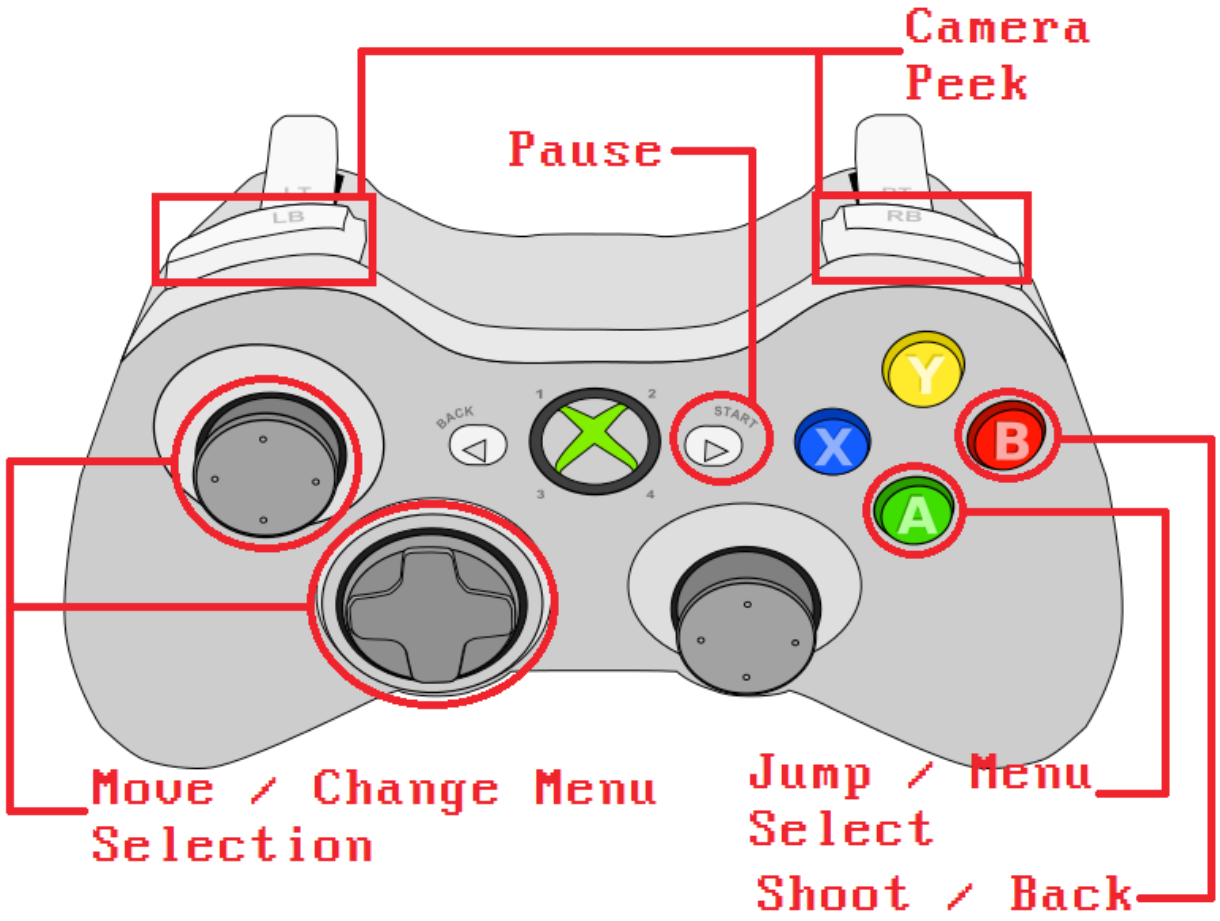

HOW TO PLAY

- Before You Play

Correctly download and install Fitz the Fox into your Microsoft Windows operating system. Run the executable and a Bread Vision Studios logo should appear followed by the title screen.

- Title Screen

It is recommended to visit the Options menu to see all of the configurable settings. This way you can can customize your Fitz installation (More on this later). After that you can start playing by selecting the New Game or Load Game option.



HOW TO PLAY

- Options Screen

Here you can change many of the different settings for Fitz the Fox, such as the settings to toggle audio, rumble (if you are using a supported controller), and fullscreen mode. Here is also where you can delete your save if you so choose. Finally, there is the option to toggle the auto moving camera. This allows you to have the Camera Peek on constantly or just when you hold the appropriate button.

- Pause Screen

This screen is great for momentarily holding your place in game while you do something else. There is also the Back to Main Menu and Exit Game options here. You can also change your settings here as well.



MAIN CHARACTERS



Fitz G. Fox



Feona V. Fox



Calvin H. Fox

BOSSES



Willy the Hunter



Billy the Hunter
and
Sniper the Doge



Big Mama

ENEMIES



Goblin

Tacky





Slider

Arloom



ENEMIES



Stormling

Cactling



Flaming Crabbat





Red Minion

ENEMIES



Airhead

Wallbro





Shooter

OTHER STUFF



Acorn

Acorns provide Fitz with precious points that he uses to make extra lives. Each acorn provides an amount of points with the bigger acorns being worth more. Be sure to collect as many as you can!



Super Acorn

Some areas may be locked off in some levels. To gain access to these parts of the levels you must find the matching keys to open the locked blocks. Here are all of the blocks (top) and their keys (bottom) for reference.





BREAD VISION
STUDIOS

FITZ THE FOX IS COPYRIGHT 2015 OF
BREAD VISION STUDIOS LLC
ALL RIGHTS RESERVED.