THE PAPER ARCADE

Welcome to The Paper Arcade, a unique gaming experience that will take you back to the golden age of arcades, but with a fresh and creative twist! The Paper Arcade is a collection of classic arcade games reimagined with a sketchbook and paper aesthetic, offering a nostalgic yet innovative gaming experience.

In The Paper Arcade, you will embark on a journey through a world of handmade paper and pencil graphics, immersing yourself in a creative and whimsical atmosphere that will keep you entertained for hours on end. From shooting games to puzzle games, The Paper Arcade offers a wide range of classic arcade games, each with their unique spin and paper-themed designs.

THE PAPER ARCADE

Whether you are a long-time fan of classic arcade games or a newcomer to the world of gaming, The Paper Arcade is the perfect game for you. With its fun and inventive gameplay, charming graphics, and addictive soundtrack, The Paper Arcade offers a gaming experience like no other.

So what are you waiting for? Grab your pencil and join us in The Paper Arcade for a journey filled with excitement, creativity, and endless hours of fun!

The Game Select Screen!



Controls

Left/Right Arrows - Cycle Through the Available Games
Return - Start New Game
Esc - Return to Game Select Screen

Game 1: Ping!!



This game is a remake of a classic tennis style game where the player tries to get the ball past the opponent, this game is One or Two players.

Main Menu

On the main menu, you need to use the mouse to set up and begin the game.
At the top of the screen are your personal records. In the center of the screen you will see a number the says Match Point, this was built upon touch controls, so you could slide a finger to increase or decrease the match points, as an alternative you may mouse click and drag left or right, releasing the mouse button will increase/decrease by one point. At the bottom of the screen you will see an arrow and two additional boxes. If you click the first box (Player/Ai) the image will change, the current image will signify the current level. If there is a Red Player and Blue Player, these modes are Two Player. The next box that says Low, is also clickable. This box has three settings, Low, Medium and High. This signifies the amount of obstacles that appear in game.

THE PAPER ARCADE

Controls

Arrow Keys - Moves Player's Paddle
Enter - Main Menu
WASD - Moves Player 2 When available

Game 2: Color Pencil Ships



This is a remake of a classic arcade game, with occasional falling obstacles. Destroy all space rocks, and avoid crashing into them. To make it even harder, occasionally pencils, erasers, and more will fall on the screen, do not run into them

THE PAPER ARCADE

Controls

Arrow Keys - Moves Player's Ship
Space Bar - Shoot

Game 3: Ink’d Ships



Quite similar to the last game but with a different aesthetic

Controls

Arrow Keys - Moves Player’s Ship
Space Bar - Shoot

Game 4: Space Assault



The alien ships are slowing approaching, shoot them all down to win. Avoid them and their shots.

Controls

Arrow Keys - Moves Player's Paddle
Space Bar - Shoot

Game 5: Invasions

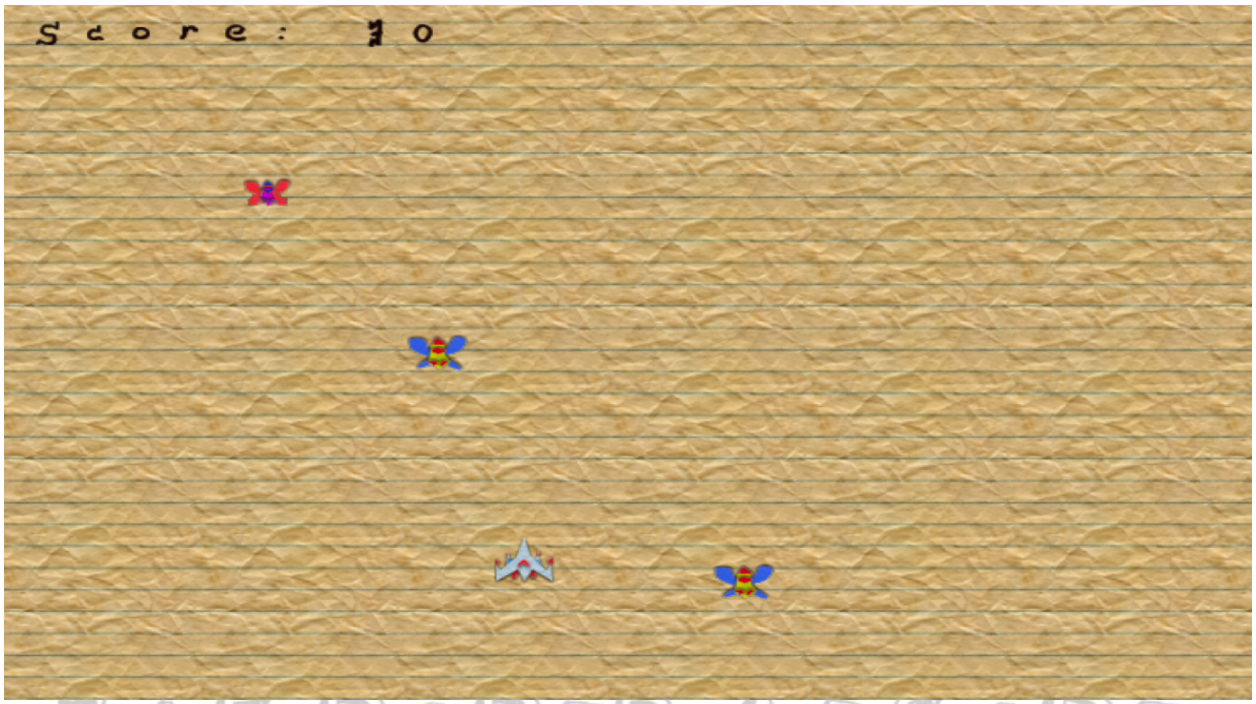

THE PAPER ARCADE

The alien ships are slowing approaching, shoot them all down to win. Avoid them and their shots.

Controls

Arrow Keys - Moves Player's Paddle
Space Bar - Shoot

Game 6: 1946



It's World War II, shoot them all down to win. Avoid them and their shots.

THE PAPER ARCADE

Controls

Arrow Keys - Moves Player's Paddle
Space Bar - Shoot

Game 7: Line Battles



THE PAPER ARCADE

The object of this game is to survive. Use the arrow keys to move about and try to block the opponent in. If you run into the opponents tail or wall you will lose

Controls

Arrow Keys - Moves Player's Direction
WASD - Move Player Two's Direction

Game 8: Tower Defense



Classic town defense game, Stop the troops from making it through by building turrets. Green means they're able to be placed, red means that the spot is blocked.

The alien ships are slowing approaching, shoot them all down to win. Avoid them and their shots.

Controls

Mouse Buttons - Choose your turret in the bottom left side, click again inside the arena to place the turret.

Space Bar - Start New Wave

Game 9: Block Puzzler



Classic Block Puzzler remake. Place the blocks as they fall on the screen, do not let them reach the top. If you have a solid row of blocks, they will disappear.

THE PAPER ARCADE

Controls

Arrow Keys - Moves Player's Pieces
Space Bar - Rotate