Tides of Dominion



Game created by
Sigmar Snær Sigurðsson
Jónas Freyr Bjarnason
Benedikt Aron Sigurþórsson
Úlfur Ingólfsson

Controls

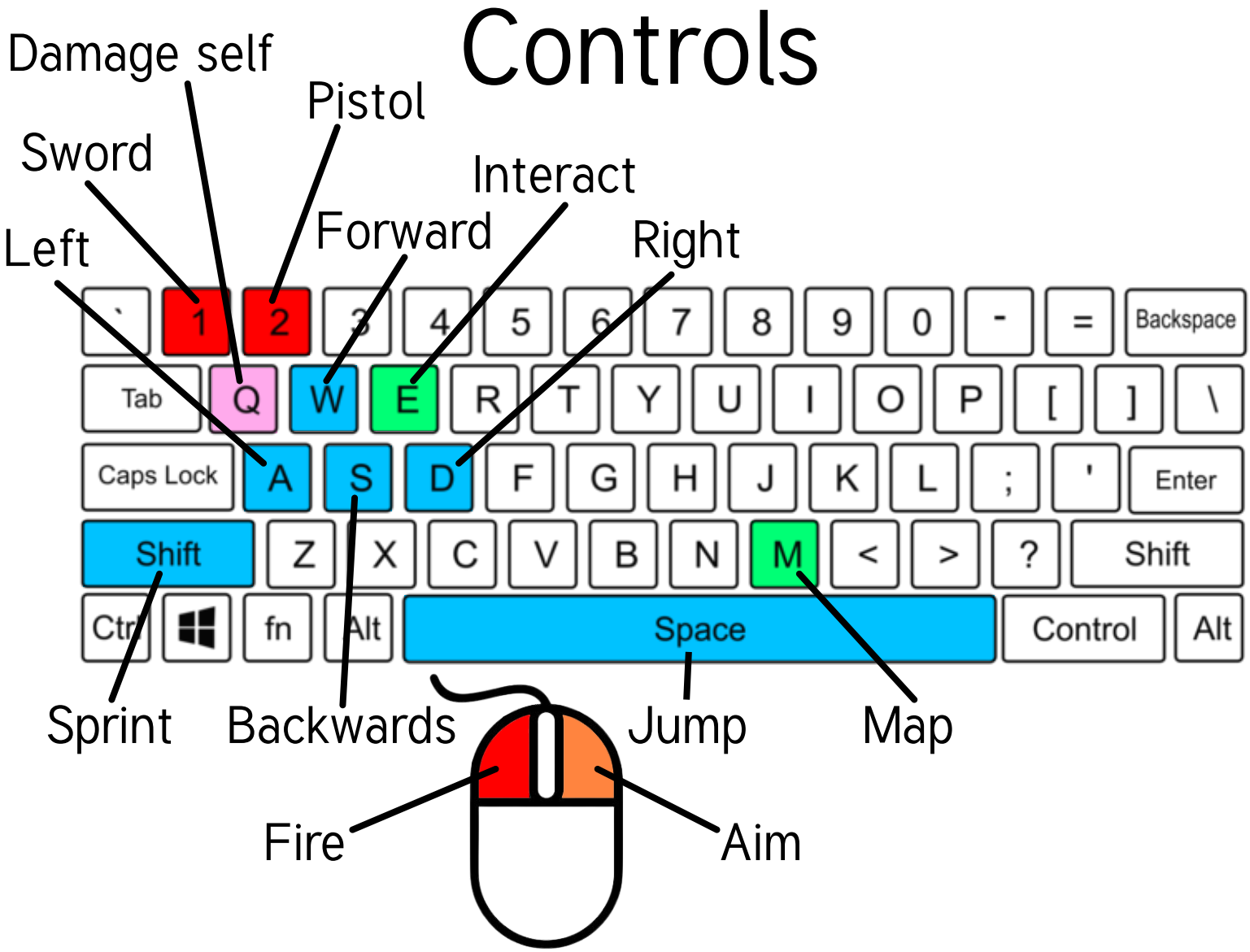

Menu	Esc
Forward	W
Backward	S
Left	A
Right	D
Sprint	Shift
Jump	Spacebar
Fire	Left Click
Aim	Right Click
Interact	E
Map	M
Draw/Unsheathe Sword	1
Draw/Unsheathe Pistol	2
Damage self	Q

1. The Basics

1.1 Choosing a faction



Choose your faction by pressing E on the boat from your faction of choice!

1.2 Acquiring a ship



You can buy a ship in the ship shops on piers by pressing E on the merchant inside. You will need silver to buy the bigger boat.

1.3 Capturing an Island



You can capture Islands on their capture points. You cannot capture an enemy faction's Island until you have destroyed every Island upgrade purchased by that faction.

1. The basics

1.4 Resource Generation



Once an island has been captured, the town hall on that Island will start spawning resource crates. These crates can be sold at shops on your faction's main Island.



1.5 Making Money



Crate shops look like this. Place the crate on the weighing platform and the sell price will be displayed on the text on the platform. If the price is zero, try to place the crate on the platform again. Then press E on the merchant inside the shop next to the platform.

The blue island shop is by the **pier** and the red island shop is by the **center of town.**

1. The basics

1.6 Island Upgrades



Once you have captured an Island and have some money, you can spend it on Island upgrades. (Like island defences)



2. Combat

2.1 Close range



Press [1] to equip your cutlass.

To swing, click
To block, hold

Each swing consumes one segment of your stamina!

Blocking an attack consumes stamina and holding a block slowly depletes it!



2.2 Long range



Press [2] to equip your Pistol.

To shoot, click
To aim, hold

You have unlimited ammo, enjoy!

3. Sailing

3.1 Navigation



To Steer your ship, use the same movement keys as when on foot



3.2 Combat



Mount a cannon by walking close to it and pressing the E button

Redirect the aim of your cannon by moving the mouse.

 to fire!

3.3 Repairs



Repair a broken piece of your ships by holding E while looking at it.

This will restore your ships health.

4. Victory

4.1 The Goal



Your main goal is to capture all neutral island territories, after doing so the enemy capital becomes vulnerable to attack.

4.2 Storming the Capital



After securing all neutral island territories the defenses of the enemy capital fall. All mortars are disabled and the capital capture point is activated.

After a capital is taken the winner is crowned.

5. Extra

5.1 Connecting and Hosting

To Play with your friends, you will need to host your own server.



1. Port forward the port “7777”
2. Open up the game and click “Host” in the main menu.
3. Get your friends to join if you have friends.

Connecting to your friend’s server.

Open the game and click “Multiplayer” and enter your friend’s public IP address.

5.2 Final Words



Please keep in mind that this is a very early build of the game and you will most likely encounter bugs and unbalanced gameplay.

Thank you for playing, and please enjoy!