AHR-ECH-24



INSTRUCTION BOOKLET

DEVOLVER DIGITAL

MEGA HYPER DEVICE

WARNING: CAREFULLY READ THIS INSTRUCTION BOOKLET AND DON'T JUST THROW IT IN THE TRASH OR USE IT AS A COASTER OR WHATEVER. YOU'LL REGRET IT WHEN THIS GAME BECOMES A RARE COLLECTOR'S ITEM.



The official Seal of Volvy is a solid gold-plated assurance from your friends at Devolver Digital that this game absolutely rocks the house. If you see this badge, you know you're in for a good time. Don't even think about buying a game without it, because it'll make Volvy mad, and no one wants that. Seriously.

If for any reason this Devolver Digital Mega Hyper Device video game cartridge stops working, then, uhhhh... blow on it, I guess?

To discover more about Pepper Grinder, and other quality Devolver Digital video game products, 'web surf' to devolverdigital.com. Or don't. It's up to you.

Story 2
Playing the game 3
Controller function 5
Basic moves 6
Advanced moves 7
Hazards 8
Treasure 9
Curiosity Shop 10
Enemies 11
Bosses 12
Developer Tips 13
Notes 15

STORY

In a world where powerful mainland nations are locked in a drawn-out war, the islands, coves, and waterways surrounding their countries are now swarming with treasure-seeking brigands and buccaneers. The age of piracy has returned!

But not every freebooter in this watery Wild West wants to hurt innocent people. Treasure hunter Pepper just wants booty, and lots of it. She roams the treacherous high seas searching for lost treasure, and has a small fortune to show for it.

Well, she *did*.

A violent storm tears her ship apart and she washes up on an unfamiliar island, awakening to find a group of narwhal-like creatures, the Narlings, running off with her spoils. And who is the shadowy figure who seems to be leading them?

And so Pepper embarks on a drill-buckling quest across this dangerous and mysterious island to retrieve her stolen treasure, with a little help from a power tool named Grinder.

Those booty-boosting bilge-suckers are gonna pay.



PLAYING THE GAME

Pepper Grinder is a platformer that blends traditional movement with a unique drilling mode that allows you to dive in and out of the earth like a dolphin swims through water.

To recover Pepper's stolen treasure you'll have to tackle a series of fast-paced, varied, and challenging levels. These may include platforming, combat, puzzles, or a blend of all three.



WORLD MAP

As you progress through Pepper Grinder you'll carve a path across the map, revealing increasingly exotic and dangerous locations—and a few hidden secrets too. You can also backtrack and replay any levels you've previously unlocked. Finishing a level will unlock a new node on the map, letting you advance.



Some levels will be locked! To access them, visit a Curiosity Shop and trade in Skull Coins—a special currency, five of which are hidden in every level—for a gold key.

HEALTH

This treasure-strewn island is full of danger, from thorny brambles and bubbling lava pits to gun-toting Narlings and poison-spewing wildlife. Pepper has 5 hit points by default, and losing them all will whisk her back to the last checkpoint lantern she managed to light.



ARMOR

You can increase your maximum health by buying Armor Gems at a Curiosity Shop. These wi ll be marked with a glittery gold frame. You can essentially double your HP this way, but any armor you lose will be gone permanently until you buy some more.



RPM

The meter beside Pepper's portrait indicates Grinder's RPM, or revs per minute. The harder you drill, the more it'll fill.

FLYING THE FLAG

When you reach the end of a level, use Grinder to activate the flagpole mechanism. This will raise Pepper's personal flag, the drill 'n' crossbones, and complete the level. Show 'em who's boss!



CONTROLLER FUNCTION

Nintendo Switch Pro Controller

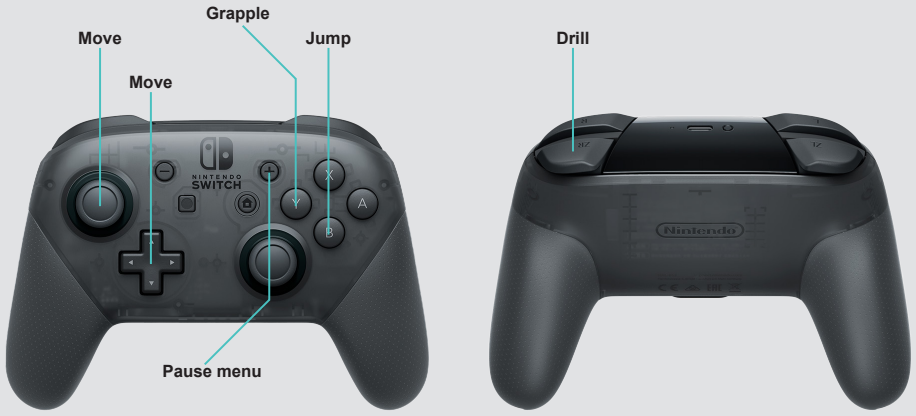

Xbox Wireless Controller

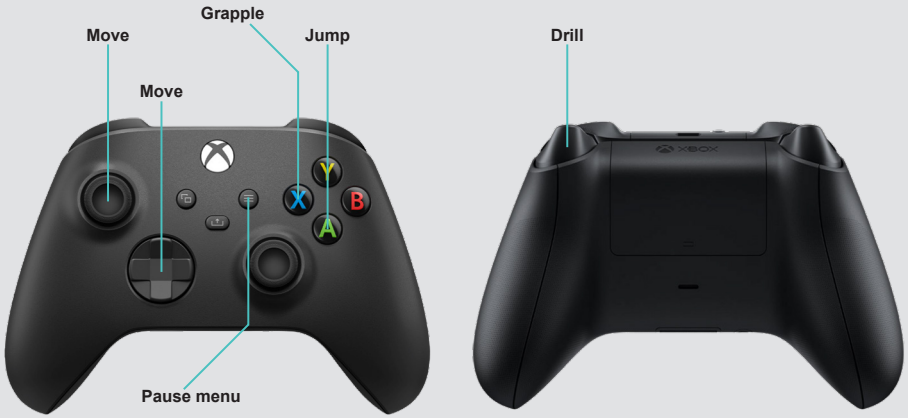

BASIC MOVES



MOVING & JUMPING

To make Pepper move, use the left stick or kick it old school with the D-pad. To jump, you guessed it, press the jump button. Hold it to jump higher.



DRILLING

To unleash the whirring might of your drill, Grinder, slam that drill button. You can adjust the direction mid-drill too with the left stick or the D-pad.



USING & DROPPING DRILL BITS

Press the drill button next to a drill bit to stick it to your drill. Press again to activate it. When you're done with the bit, press the cancel button to toss it aside.

Keyboard





ADVANCED MOVES



DRILL BOOSTING

Push the jump button to boost through the earth. If you press it *just before* you exit it you'll be propelled through the air in a fast, long-ranging arc.



GRAPPLING

If you see a grapple point, squeeze the grapple button to latch onto it and start swingin'. To detach, press the drill button: ideally not into a bottomless pit.



SWIMMING

Hit the drill button to swim through water. Pepper will constantly sink, but you can compensate by tapping the button. Don't worry: you can't drown.



WATER SKIMMING

To skim majestically across the surface of a body of water at high speeds, hold up on the left stick or D-pad while holding the drill button.



HAZARDS



NARLING NEST

Spawns enemies till you smash it.



SEA MINE

Do not touch. Bad. *Explodey*.



BRAMBLE

Thorny and oddly twitchy.



FIRE TRAP

Shoots flames in two directions.



POISON BEETLE

Unleashes a toxic cloud.



LAVA

Hot, gloopy nightmare soup.



ICE EARTH

Disappears when drilled through.



SHARK

Ocean predators. Don't mess.



LAVA EARTH

Dissolves after a few seconds.



ROTOBURR

Drills scarily through earth.



TENTACLES

Deadly undersea appendages.



DRILL BEETLE

Watch those sharp shells.

If your health is running dangerously low, eat your veggies! Munching on a Heart Root will restore Pepper's hit points. No air-frying required: just gulp 'em down raw.



TREASURE



STOLEN BOOTY

Pepper's pinched treasure has been scattered all over the island, dropped by those pesky Narlings. Make sure you scoop it all back up.



TREASURE RINGS

If you see a suspicious-looking circle of treasure in a patch of earth, collect it all and you'll reveal a few precious gems hidden in the centre.



SKULL COINS

There are five of these hidden in every level. You can use them to buy stuff and unlock hidden levels. Good luck finding them all. You'll need it!



HIDDEN CACHES

Sometimes you'll spot a telltale crack in the rocks as you explore the island. Drill into these and raw, straight-from-the-earth gems will spill out.



TREASURE CRITTERS

You'll often see treasure being carried around by the local wildlife, including bugs and jellyfish. But don't worry: they won't put up a fight.



The Narlings are a dangerous bunch. As well as the spikes on their heads they'll come at Pepper with blades, firearms, mortar launchers, and other dangerous weaponry.

CURIOSITY SHOP

In each region of the island you'll find a Curiosity Shop operated by a curious shopkeeper. In this bountiful bazaar you can spend your treasure and Skull Coins on some bonus goodies.



ARMOR GEMS

Slot 200 coins into the big red gacha machine and it'll spit out plastic balls filled with HP-reinforcing Armor Gems.

GOLD KEYS

The Curiosity Shop also stocks golden keys, which can be traded for Skull Coins and used to unlock bonus levels.

STICKERS

Or just spend all your loot on stickers for the sticker book! Slot 100 coins into the blue gacha machine and you'll win one of dozens of random stickers. Then buy a background to stick 'em on.



ENEMIES



BOMBER
No regard for its own safety.



COPTER
Hovering sky nuisance.



MINER
Digs you, but not in a good way.



COOK
Wants to put you in a stew.



SNOWMOBILER
Moves fast on snowy surfaces.



TURRETEER
Nothing without its gatling gun.



BURROWER
Can dig in earth like Pepper.



CANNONEER
Compensating for something.



NARTILLERY
Launches bombs from far away.



PYRO
Blasts a toasty jet of fire.



RIFLEMAN
Shoots first, laughs later.



PILOT
Doesn't even have a licence.



Pepper Grinder has some neat accessibility features. You can slow the speed of the game down by as much as half, and automate button mashing sequences too.

BOSSES

Each region of the island is guarded by a boss, revealed when you complete every level on the main path. You'll need to take these behemoths down to progress to the next region.



BOSS BATTLE TACTICS

These colossal critters are intimidating, but they're creatures of habit. Learn their patterns, be patient, and you'll find a window to drill 'em good. But be wary: as they near defeat, bosses will move faster, hit harder, and unleash some nasty surprises…



TIPS & TRICKS

ALL DRILLER, NO FILLER

Look for gaps in the hard outer layers of walls with faint cracks. This is a telltale sign that, if you drill there, you could find some hidden treasure—including, best of all, a Skull Coin.

CRUSHING IT

There's a hidden move in Pepper Grinder, but guess it ain't so hidden now. While jumping, hold down and drill, then tap the jump button again. This performs a Drill Crusher.

GOTTA GO FAST

You can replay any levels you've already completed in time attack mode, unlocking rare stickers and background music from the game to listen to while you're in stickerbook mode.

NO PAIN, NO GAIN

If you're struggling to get gold medal times in time attack mode, think of health as a resource you can exploit. Sometimes drilling *through* hazards is quicker than trying to avoid them!

SKULL ISLAND

If you managed to grab a dangerously placed Skull Coin, but died in the process: don't worry, you don't have to go through the ordeal again. The game will remember and count it as collected.





NOTES

NEED HELP WITH THIS DEVOLVER DIGITAL MEGA HYPER DEVICE GAME?
CALL 1-666-VOLVY NOW! CALLS CHARGED AT $7.99 A SECOND





Developed by
Ahr Ech

PRINTED IN THE UNITED STATES