



Karlsruhe to Strasbourg



Contents

[1. Route Map](#)

[2. Rolling Stock](#)

[2.1 SNCF TGV Duplex](#)

[2.2 ICE3M](#)

[2.3 BR186](#)

[2.4 DB BR146.2](#)

[2.5 BR101](#)

[2.6 DB DABpbzkfa](#)

[3. Driving the TGV Duplex](#)

[3.1 Cab Controls](#)

[3.2 Keyboard Guide](#)

[4. Driving the ICE3M](#)

[4.1 Cab Controls](#)

[4.2 Keyboard Guide](#)

[5. Driving the BR186](#)

[5.1 Cab Controls](#)

[5.2 Keyboard Guide](#)

[6. Driving the DB BR146.2](#)

[6.1 Cab Controls](#)

[6.2 Keyboard Guide](#)

[7. Driving the DB BR101](#)

[7.1 Cab Controls](#)

[7.2 Keyboard Guide](#)

[8. Driving the DB DABpbzfa](#)

[8.1 Cab Controls](#)

[8.2 Keyboard Guide](#)

[9. Scenarios](#)

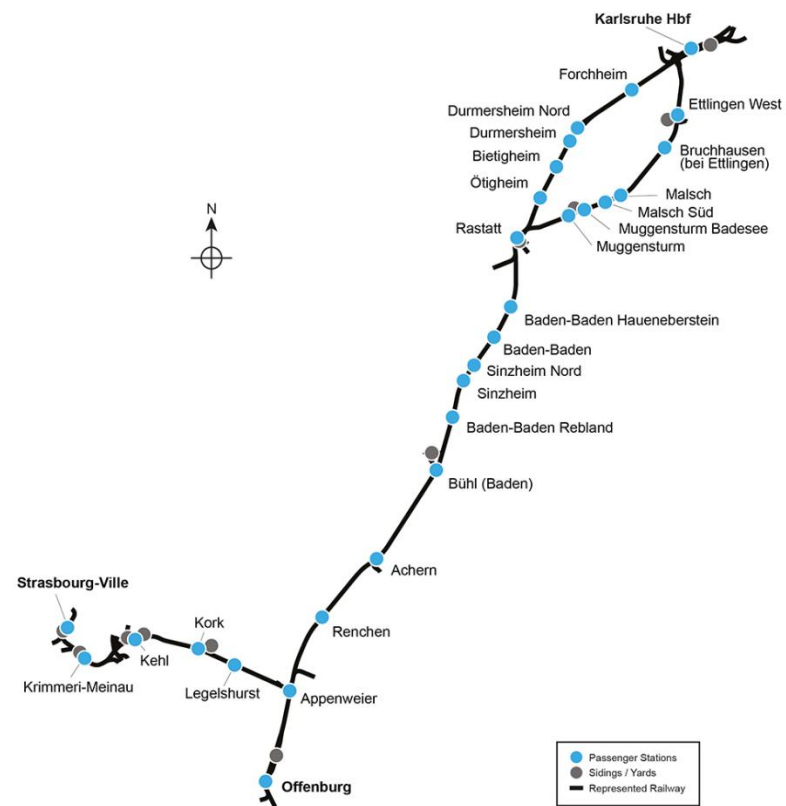
[9.1 Career Scenarios](#)

[9.2 Railfan Mode Scenarios](#)

[10. Acknowledgements](#)

Whilst we do our utmost to reproduce sounds that are accurate and true-to-life, sometimes these sounds may not completely tally with the user's expectation. Due to the nature of the simulation, it is often not possible to reproduce a completely accurate soundscape for a variety of reasons such as limitations with our current technology and occasional inability to gain meaningful access to the locomotives being created. You should therefore regard the audio reproduction for our locomotives as authentic interpretations rather than perfect recreations.

1 Route Map



2 Rolling Stock

2.1 SNCF TGV Duplex



2.2 ICE3M



2.3 BR186



2.4 DB BR146.2



2.5 BR101

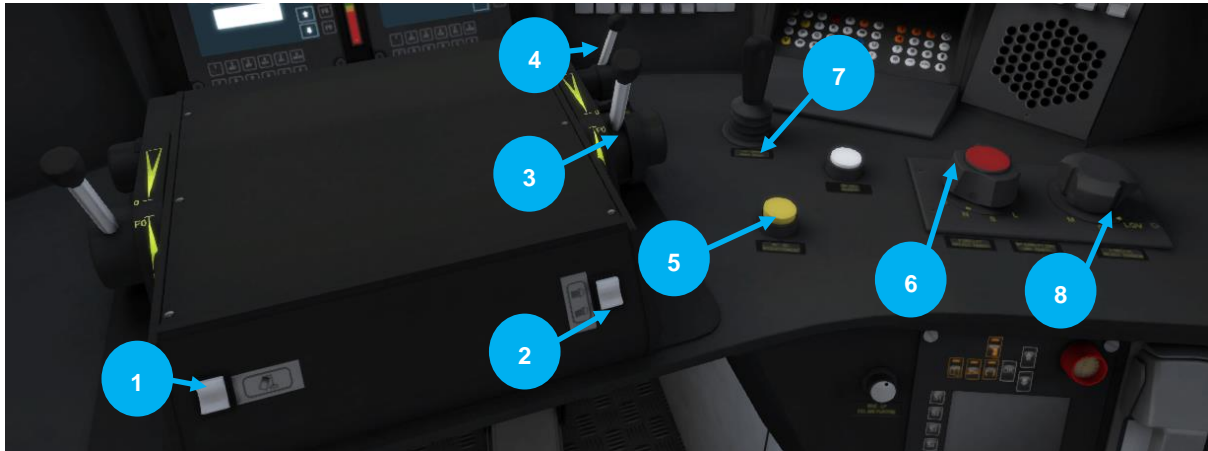


2.6 DB DABpbzkfa



3 Driving the SNCF TGV Duplex

Cab Controls



1	Desk Light
2	Headlight Dimmer
3	Combined Throttle/Brake
4	Reverser
5	Acknowledge
6	Pantograph Selection
7	Horn
8	Pantograph Tension



1	Emergency Brake
2	Manual Wipers
3	Windscreen Wipers
4	Independent Brake
5	Train Brake
6	KVB Test



1	Cab Light
2	Headlights
3	Sander

SNCF TGV Duplex Keyboard Guide

Action	Key	Key
Throttle / Brake	A	D
Reverser	W	S
Sander	X	
Headlights	H	Shift + H
Wipers	V	Shift + V
Train Brake	;	'
Handbrake	/	
Pantograph	P	
Horn	Spacebar	
Bell	B	
Acknowledge	Q	
KVB	Ctrl + Numpad Enter	
KVB Active	Ctrl + Shift + Numpad Enter	
TVM	Ctrl + Numpad Add	
TVM Active	Shift + Ctrl + Numpad Add	
TVM Acknowledge	Numpad Add	
Instrument Lights	I	
Cab Light	L	
Ditch Lights	J	
Emergency Brake	Backspace	
Destination Increase / Decrease	Ctrl + 5	Ctrl + 6
AFB	Shift + A	
AFB Increase / Decrease	Y	C
PZB On/Off	Shift + 8	
PZB Acknowledge	Page Down	
PZB Free	End	
PZB Override	Delete	
Sifa On/Off	Shift + 7	Shift + Numpad Enter

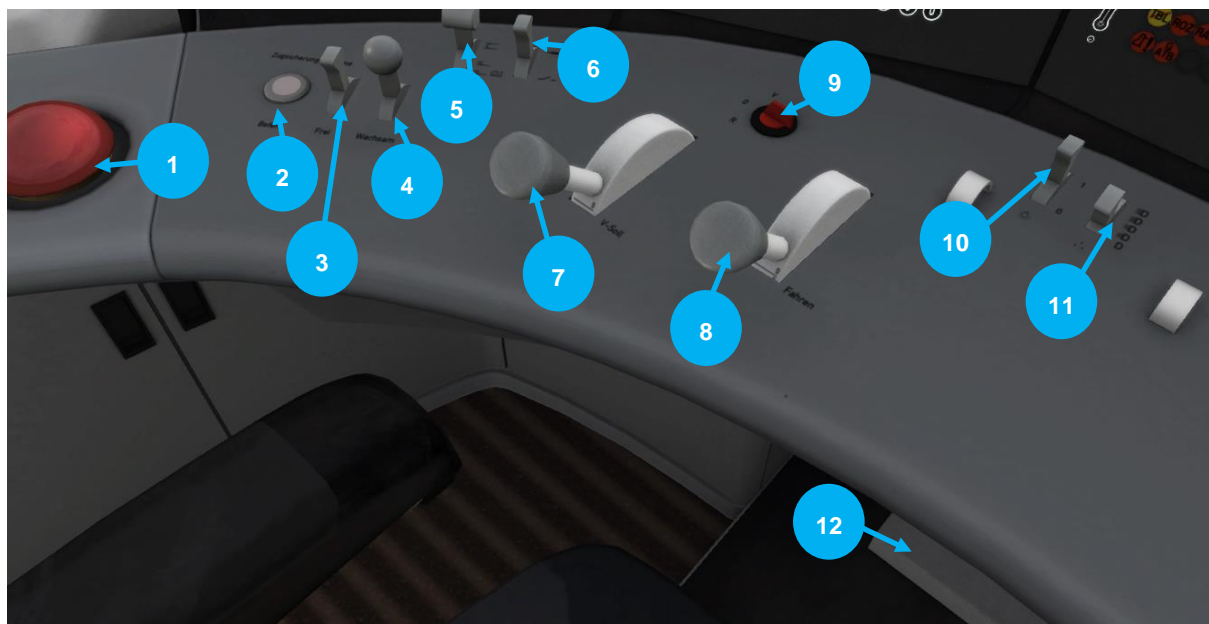
Sifa Reset	Q	
LZB On/Off	Shift + 6	

4 Driving the ICE3M

Cab Controls



1	Sander
2	Horn
3	Train Brake
4	Wipers
5	Emergency Brake



1	Emergency Brake
2	PZB Override
3	PZB Free
4	PZB Acknowledge
5	Pantograph
6	Circuit Breaker
7	AFB
8	Throttle
9	Reverser
10	Cab Lights
11	Headlights
12	Sifa Reset




1	KVB Test
---	----------

ICE3M Keyboard Guide

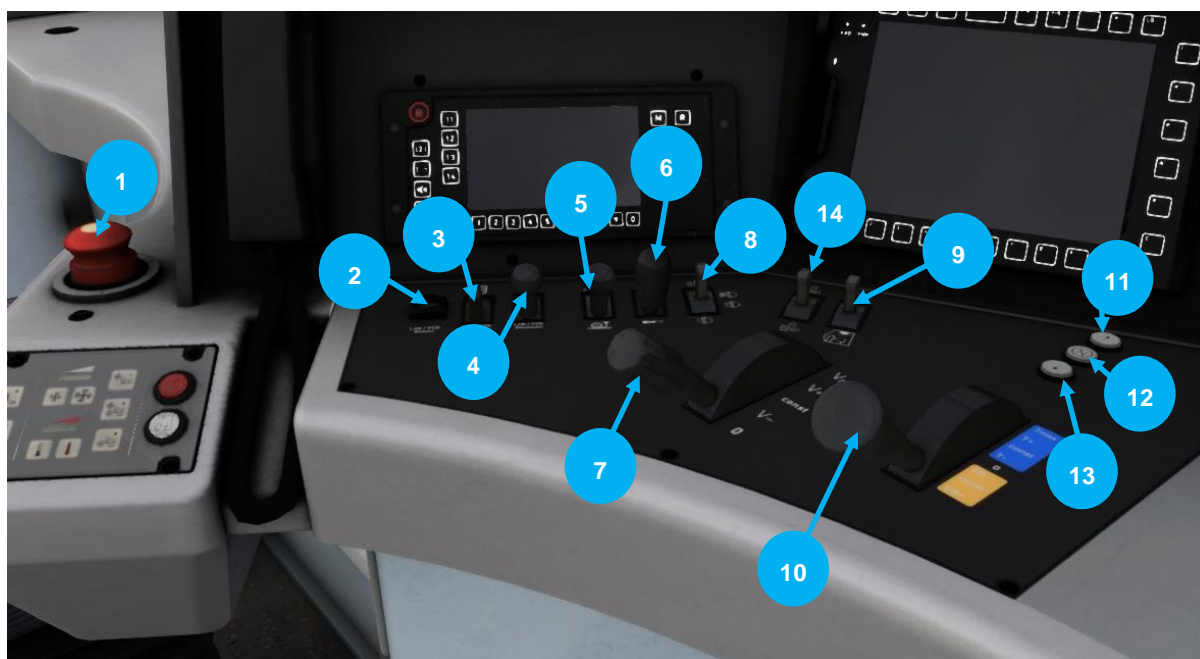
Action	Key	Key
Throttle / Brake	A	D
Reverser	W	S
Sander	X	
Headlights	H	Shift + H
Wipers	V	
Dynamic Brake	/	.
Horn	Spacebar	
Bell	B	
Cab Light	L	
Ditch Lights	J	
Emergency Brake	Backspace	
AFB	Y	C
Train Brake	;	'
Handbrake	/	
PZB Acknowledge	Q	
PZB Free	End	
PZB Override	Delete	
PZB Enable	Ctrl + Numpad Enter	
LZB Enable	Ctrl + Numpad Add	Shift + Ctrl + Numpad Add
KVB	Ctrl + Delete	
KVB Active	Shift + Numpad 2	
TVM	Ctrl + Delete	
TVM Active	Shift + Delete	
TVM Acknowledge	Numpad Add	
Pantograph Control	P	
Vigil Reset	Numpad Enter	
Vigil Enable	Shift + Numpad Enter	

5 Driving the BR186

Cab Controls



1	Handbrake
2	Train Brake
3	Wipers
4	Direct Brake
5	Circuit Breaker
6	Pantograph




1	Emergency Brake
2	PZB Override
3	PZB Free
4	PZB Acknowledge
5	Sander
6	Horn
7	AFB
8	Lights
9	Cab Light
10	Power Lever
11	Reverser Forwards
12	Reverser Neutral
13	Reverser Backwards
14	Instrument Lights

BR186 Keyboard Guide


Action	Key	Key
Throttle / Brake	A	D
Reverser	W	S
Sander	X	
Headlights	H	Shift + H
Wipers	V	
Dynamic Brake	/	.
Horn	Spacebar	
Bell	B	
Cab Light	L	
Ditch Lights	J	
Emergency Brake	Backspace	
Destination Increase/Decrease	Ctrl + 5	Ctrl + 6

6 Driving the DB BR146.2

Cab Controls



1	Train Brake
2	Dynamic Brake
3	Engine Brake
4	Horn
5	Wipers
6	Sifa Reset




1	Override
2	Free
3	Acknowledge
4	Pantograph
5	Circuit Breaker
6	Reverser
7	AFB
8	Power Lever
9	Sander
10	Headlights
11	Cab Lights

DB Class 146.2 Keyboard Guide

Action	Key	Key
Headlights	H	Shift + H
Wipers	V	
Emergency Brake	Backspace	
Reverser	W	S
Throttle	A	D
Train Brake	'	;
Handbrake	/	
Engine Start/Stop	Z	
Sander	X	
Horn	Space	
Dynamic Brake	.	,
Pantograph	P	
Bell	B	
Cab Light	L	
Sifa Reset / PZB	Numpad Enter	
Override	Delete	
Free	End	
Acknowledge	Page Down	Q
AFB	Y	C
Destination Board	Shift + 5 / Control + 5	Shift + 6 / Control + 6

7 Driving the BR101

Cab Controls



1	Headlights
2	Sander
3	Cab Lights
4	Train Brake
5	Electric Brake
6	Direct Brake
7	Horn
8	Windscreen Wipers



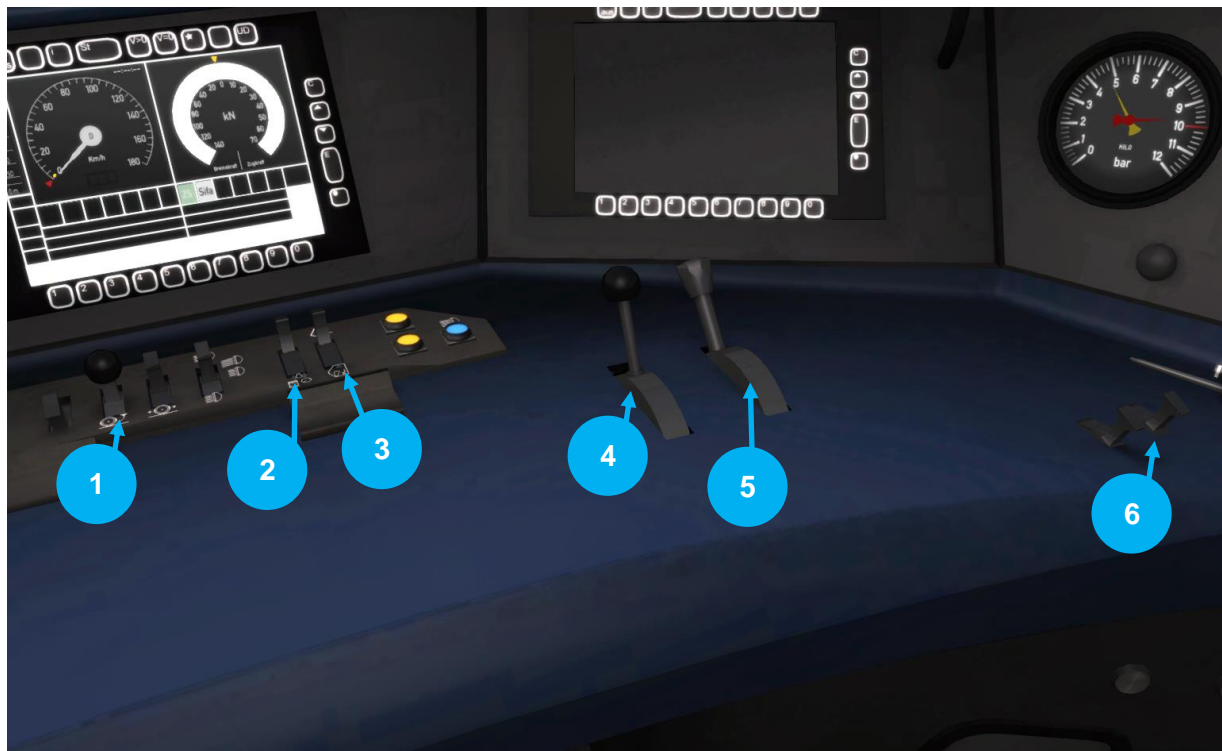
1	Override
2	Release
3	Acknowledge
4	Pantograph
5	Reverser
6	AFB
7	Throttle

DB BR101 Keyboard Guide

Action	Key	Key
Headlights	H	Shift + H
Wipers	V	
Emergency Brake	Backspace	
Reverser	W	S
Throttle	A	D
Train Brake	'	;
Handbrake	/	
Engine Start/Stop	Z	
Sander	X	
Horn	Space	
Dynamic Brake	.	,
Pantograph	P	
Bell	B	
Cab Light	L	
Sifa Reset / PZB	Numpad Enter	
Override	Delete	
Free	End	
Acknowledge	Page Down	Q

8 Driving the DB DABpbzkfa

Cab Controls



1	Sander
2	Lights
3	Cab Lights
4	Train Brake
5	Dynamic Brake
6	Horn



1	Override
2	Free
3	Sifa Reset
4	Pantograph
5	Circuit Breaker
6	AFB
7	Power Lever
8	Reverser

DB DABpbzkfa Keyboard Guide

Action	Key	Key
Headlights	H	Shift + H
Wipers	V	
Emergency Brake	Backspace	
Reverser	W	S
Throttle	A	D
Train Brake	‘	;
Handbrake	/	
Engine Start/Stop	Z	
Sander	X	
Horn	Space	
Dynamic Brake	.	,
Pantograph	P	
Bell	B	
Cab Light	L	
Sifa Reset / PZB	Numpad Enter	
Override	Delete	
Free	End	
Acknowledge	Page Down	Q
AFB	Y	C
Destination Board	Shift + 5 / Control + 5	Shift + 6 / Control + 6

9 Scenarios

Career Scenarios

- 01 - [186 FRET] Strasbourg Port-du-Rhin - Frankfurt (Main)
- 02 - [186 FRET] Nuernberg Rbf - Kehl Yard
- 03 - [ICE 2] ICE 275 Berlin Ost - Interlaken Ost
- 04 - [ICE 3M] ICE 9573 Paris Est - Stuttgart Hbf
- 05 - [TGV] TGV 9576 Muenchen Hbf - Paris Est
- 06 - [TGV] TGV 9583 Marseille St Charles - Frankfurt (Main) Hbf
- 07 - [146.2] RE 4716 Hausach - Karlsruhe Hbf

Railfan Mode Scenarios

Railfan Mode provides a unique chance to observe and enjoy the operations of trains without the pressure and involvement of driving them. Railfan Mode scenarios are positioned at various key points along the route and provide camera functionality to sit back and watch the action unfold.

The following scenarios are located on the Drive screen under the **Career** tab:

- [Railfan] Appenweier
- [Railfan] Offenburg
- [Railfan] Rastatt

10 Acknowledgements

Track

Michael Stephan

Signalling

Lukas Klimczyk

Station and Building Art

Gameshastra Ltd

Lukas Klimczyk

Kevin McGowan

Ricardo Rivera

Scenarios

Francesc Sabate Villaret

Route Building

Daniel Barnett

Xavier Guerra

Steve Potter

Stuart Galbraith

Dovetail Games Beta Testing Team

©2022 Dovetail Games ("DTG"), a trading name of RailSimulator.com Limited. "Dovetail Games", "RailSimulator.com" and the "Dovetail Games Train Simulator" logo are trademarks or registered trademarks of DTG. All other copyrights or trademarks are the property of their respective owners. All rights reserved.

